



VMC 205

Product Capacity:

Min. Width: 1-20+” / Max. Width: 21” Max Speed: 450’- 600’ minute

VMC Configuration: (5’)

Linemods VMC line vacuum transport/finishing conveyors - Quality without compromise, from the innovative vacuum system to the powder coated aluminum frames. Perform quick, easy, tool-less setups with the highest quality deck components available – We have designed this conveyor line from the ground up to cover the most demanding of environments. Plow folding, scanning, ink jetting or placement - Linemods VMC line provides outstanding performance and operator versatility and will prove to be the most user-friendly conveyor available today.

Attributes:

- Advanced technology vacuum system
- AC Vector Drive
- Bi-directional
- 1/2” Powder coated aluminum frames
- Clutched handwheel
- Adjustable height (6”)
- Rubber coated vacuum conveyor belts
- Interchangeable 1” & 2” drives
- Split vacuum chambers
- Tool-less adjustments
- Cantilevered infeed and discharge
- Adjustment scales
- Built in / sealed encoder location
- Easy access vacuum filter
- I/O: Start, Stop, Feed and Speed



Vacuum system is engineered for application:


- Self-modulating
- Quiet
- Powerful
- Stall-resistant
- Efficient
- Expandable

Linemods equipment is designed with a balance of easy operation, longevity and innovation from over 25 years of experience in the post press/production environment – All equipment equipped with a 2-year built-in warranty.


**For more information, call 815-524-7700 or visit
www.smsdirectinc.com**

Optional Add-On Components:


QC – Up-Divert



Flip Plate (Tipper Plate)



Plow Kit



Check our website for updates and all available attachments!

Design:

- ✓ Tool-less design – No tools needed to perform most set-ups/changeovers
- ✓ Vacuum belt construction is of a friction resistant backer with a 55D rubber cover, perforated for vacuum integration – The slippery backer provides an extremely low coefficient of friction (belt to fixed surface).
- ✓ Each sector of tube is vacuum regulated (2 sectors per tube). This vacuum system is engineered for consistent; even pull-down - “loaded” or “open deck” – **STALL RESISTANT AND POWERFUL**
- ✓ Component design – All pivot points have bushings - expense not a factor in assembly – all components designed to last.
- ✓ No tab/air blasters - Linemods utilizes air assisted mechanical ramping assemblies that are easy to set-up and use a fraction of the air – Ties into existing glue system controller or Linemods multifunction PLC.
- ✓ 2-year warranty – We are confident with our parts/equipment designs and back new equipment with a 2-yr. warranty.

**For more information, call 815-524-7700 or visit
www.smsdirectinc.com**

System Details:



Large 1-1/2" ID bellows assures uniform vacuum with high flow throughout vacuum tubes - When transports are adjusted side to side, the bellows extends or retracts to fit the exact length – no sagging hoses...

Operator controls are simple to understand and consist of premium quality ABB components. We offer as standard: Start, stop, jog, and feed control. (Feed signal: dry contact or 24VDC)


Other I/O options available – Remote start, stop and e-stop.



All VMC units are performance engineered to deliver an optimum supply of vacuum without stalling conveyor or stressing pump – We use regenerative vane vacuum system with pressure sensors to precisely control the vacuum pressure – Linemods offers the most innovative, high performance vacuum conveyor system available.

Feature attributes:

- Solid construction
- Simple electrical/drive components
- Vacuum consistency
- Easy access filter



VMC Filter Cartridge:

Filter system keeps foreign materials from entering pump and is accessed in seconds – Helps prevent glue from entering pump body



VMC Vacuum Transport Design:

Two tube widths available to handle most any job (1" and 2") - Design promotes quick removal if desired or easy adjustment – Belts can be changed in minutes. – Vacuum tubes are split into two chambers – this ensures constant vacuum where you need it the most.

- Skewable (stream separation and side register)
- Built in side guides (quick register – full length)
- Adjustable (built in scales to streamline set-ups)
- Removable (without tools in minutes)
- Custom belts/transports available
- 3' and 5' lengths (standard builds)



We can create equipment to fit your needs with optional colors, deck heights, segment configurations, and special guarding.

<p>General Machine Specs: L: 61.7" W: 31.9" H: 29-35" (Floor to deck) Weight: 500 Lbs. Power: 230V Single Phase (7 amps)</p>	<p>Technical drawing showing dimensions for the VMC 205 vacuum transport unit:</p> <ul style="list-style-type: none"> Top width: [565mm] 22.25in Right side width: [126mm] 5.0in Top left offset: [50mm] 1.980in Top right offset: [25mm] 0.975in Left side offset: [123mm] 4.8in Deck height: [23mm] 0.920in Deck width: [1571mm] 62in Front height: [739mm] 29in Back height: [781mm] 30.8in Bottom height: [130mm] 5in