



# RSC 2013

## Product Capacity:

Width: 3-30+” /Length: 3-30” Speed: +450’ minute  
Register/Creasing (5’) /VMC Configuration: (5’ x 3’)

**Linemods RSC 3013 (Below)** “Register/Scoring/Perforating/Slitting/Folding Conveyor” – Provides means for precision registration whether in-line or at a 90 – Quality without compromise – Scoring module provides absolute precision and control of creasing, perforations and slitting procedures –VMC sections performs plow folding, product tipping, “Tipper plate”, ink jetting and other processes with smooth and effortless operation. Linemods finishing lines provides outstanding performance and operator versatility and will prove to be the most user friendly vacuum conveyor available. – (“Slider” Feeder racks available for Multifeder or any other feeder)

## Attributes:

- Multi Zone Vacuum Modulation (5 HP)
- Split vacuum chambers
- AC Inverter Drives
- 1/2” Powder coated aluminum frames
- Clutched hand-wheels at each VMC section
- Adjustable height (6”)
- Endless rubber coated vacuum conveyor belts
- Interchangeable 1” & 2” drives
- Tool-less adjustments
- Cantilevered discharge
- Adjustment scales
- Built in / sealed encoder locations
- Easy access vacuum filters
- Storage drawers
- I/O: Start, Stop, Feed and Speed



## Vacuum system is engineered for application:


- Self-modulating
- Quiet
- Powerful
- Stall-resistant
- Efficient
- Expandable

**Linemods equipment is designed with a balance of easy operation, longevity and innovation from over 25 years of experience in the post press/production environment – All equipment equipped with a 2-year built-in warranty.**


**FOR ORDERING /INFORMATION CALL (715) 379-0772**

Optional Add-On Components:


QC – Up-Divert



Flip Plate (Tipper Plate)



Plow Kit



**Check our website for updates and all available attachments!**

## Design:

- ✓ Tool-less design – No tools needed to perform most set-ups/changeovers
- ✓ Belts are contained/guided to transport – no side drifting
- ✓ Low rise attachment bars allow the integration of many brands of tipping feeders and label applicators without special discharge or rack mounts – **Feeders can quickly/easily be “slid” to appropriate position anywhere on deck for finishing process.**
- ✓ All components and tooling engineered for quick change-overs and simple maintenance – **Plow systems installed, moved or removed in a few minutes.**
- ✓ Vacuum belt construction is of a friction resistant backer with a gum rubber cover, perforated for vacuum integration – The slippery backer provides an extremely low coefficient of friction (belt to fixed surface).
- ✓ Linemods vacuum systems are engineered for consistent; even pull-down - “loaded” or “open deck” – **STALL RESISTANT AND POWERFUL – Each VMC section has its own vacuum pump(s)/control system.**
- ✓ Component design – All pivot points have bushings - expense not a factor in assembly – all components designed to last.
- ✓ 2-year warranty – We are confident with our parts/equipment designs and back new equipment with a 2 yr. warranty.

## System Details:



Large 1-1/2" ID bellows assures uniform vacuum with high flow throughout vacuum tubes - When transports are adjusted side to side, the bellows extends or retracts to fit the exact length – no sagging hoses...

Operator controls are simple to understand and consist of premium quality ABB components. We offer as standard: Start, Stop, Jog, and Feed controls. (Feed signal dry contact or 24VDC)

Other I/O options available – Remote start, stop and e-stop.



All Linemods vacuum conveyors are performance engineered to deliver an optimum supply of vacuum without “stalling” conveyor or stressing pump – We use regenerative vane vacuum system with pressure sensors to precisely control the vacuum pressure – Linemods offers the most innovative, high performance vacuum conveyor system available.

### Feature attributes:

- Solid construction
- Simple electrical/drive components
- Vacuum consistency
- Easy access filter

### VMC Filter Cartridge:

Filter system keeps foreign materials from entering pump and is accessed in seconds – Helps prevent glue from entering pump body



# VMC Vacuum Transport Design:

Two tube widths available to handle most any job (1" and 2") - Design promotes quick removal if desired or easy adjustment – Belts can be changed in minutes. – Vacuum transports are split into two chambers – this ensures constant vacuum where you need it the most – Fixed sheet supports also included.

- Skewable (use for stream separation and side register)
- Built in full length product side guides
- Built in scales to streamline set-ups
- Belt guidance system tracks tight side to side
- Removable (without tools in minutes)
- Custom belts/transports available
- 3' and 5' lengths (standard builds)
- Sustained speeds exceeding 600' minute



## General Machine Specs:

L: 162"

W: 45"

H: 29-35" (Floor to deck)

**Weight: 1750 Lbs.**

Power: 230V Single Phase  
(25 amps)

Jump Perf Ready



We can create equipment to fit your needs with optional colors, deck heights, segment configurations, and special guarding.